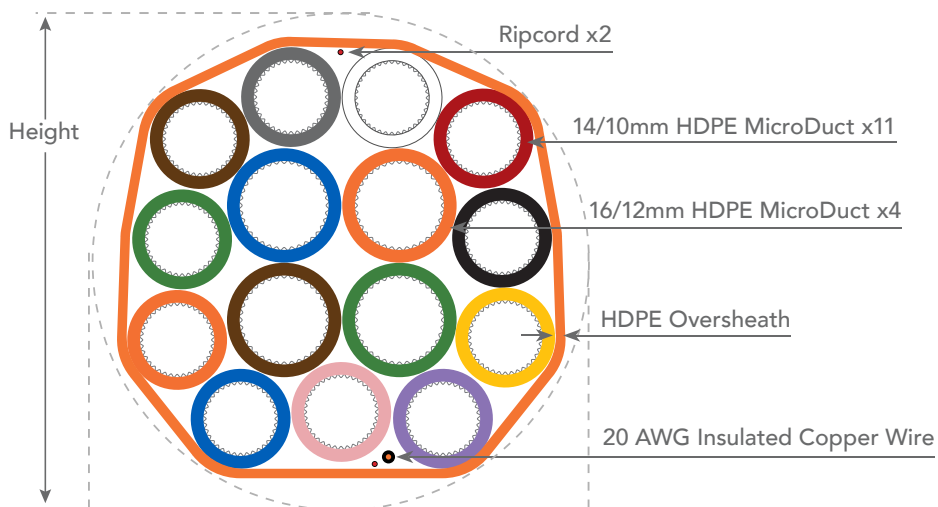



MICROTECHNOLOGY

FUTUREPATH HYBRID 15-WAY



15-WAY FUTUREPATH INFO

SPECS FOR	MAX OD (IN/MM)	WIDTH (IN)	HEIGHT (IN)	OVERSHEATH (IN)	WEIGHT (LB/FT)	BEND RADIUS SUP* (IN)	BEND RADIUS UNSUP* (IN)	SWPS† (LBS)
-----------	----------------	------------	-------------	-----------------	----------------	-----------------------	-------------------------	-------------

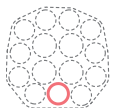


	2.70	2.42	2.44	0.05	0.946	36	61	5015
--	------	------	------	------	-------	----	----	------

* Unsupported Bend Radius guidelines should be followed during the installation process. The Supported Bend Radius are post-installation measurements.
 † Safe working pull strength is calculated at 80% of tensile or breaking strength

14/10 MM MICRODUCT INFO

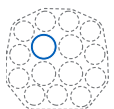
SPECS FOR	MAX OD (MM/IN)	MIN ID (MM/IN)
-----------	----------------	----------------



	14/0.55	9.8/0.39
--	---------	----------

16/12 MM MICRODUCT INFO

SPECS FOR	MAX OD (MM/IN)	MIN ID (MM/IN)
-----------	----------------	----------------



	15.9/0.63	11.6/0.46
--	-----------	-----------